



# DIRECTOR TABLE SERIES





## ADJUSTABLE HEIGHT DIRECTOR SERIES


### MAIN TABLE



### TECHNICAL SPECIFICATION

- TOP SURFACE : 25mm thk Melamine Faced Chipboard (MFC) chamfered all sides in ORISSA ASH colour
- TABLE LEG : Dual motor electric height adjustable table leg in powder coated steel
- EDGING : 1mm thk PVC in ORISSA ASH colour
- HANDLE : Hidden handle (Chamfered edge)

### WRITING PAD (OPTIONAL) COLOUR OPTION



Side return cabinet c/w 2 soft close drawers with a digital lock.



Cable management-wooden flipper casing designed to hide away cords and wires, making your desk look tidy in a flash.



## MAIN TABLE



W2100\*D2100\*H750 (MM) **RM 4,988**

W2400\*D2200\*H750 (MM) **RM 5,188**

## TECHNICAL SPECIFICATION

TOP SURFACE : 40mm thk High Pressure Laminate (HPL) top in ANDREA OAK colour

TABLE LEG : Curvature metal leg in EPOXY GRAPHITE colour

EDGING : 1mm thk PVC flatted matching the top surface

HANDLE : Hidden handle (Chamfered edge)

## WRITING PAD (OPTIONAL)



W700\*D500\*1.2 THK (MM) **RM 250**

## COLOUR OPTION



COLORADO  
PINE



FLEECE



GREY OAK



Side return cabinet c/w 4 soft close drawers.



Cable management-wooden flipper casing designed to hide away cords and wires, making your desk look tidy in a flash.



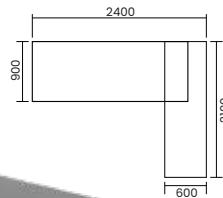


## MAIN TABLE



W2400/900\*D2100/600\*H750 (MM)

**RM 4,588**



## TECHNICAL SPECIFICATION

TOP SURFACE : 40mm thk High Pressure Laminate (HPL) top in JUGLANS HINSII colour

TABLE LEG : 40mm thk High Pressure Laminate (HPL) in JUGLANS HINSII colour

EDGING : 1mm thk PVC flatted matched the top surface

HANDLE : Hidden handle (Chamfered edge)

## WRITING PAD (OPTIONAL)




W700\*D500\*1.2 THK (MM)

**RM 250**

## COLOUR OPTION



DORIC BEECH



ERIDANI CHERRY



HIGHLAND PINE



High cabinet c/w wardrobe & planter box  
W2400\*D480\*H2100 (MM) **RM 3,138**



Side return cabinet c/w 4 soft close drawers.



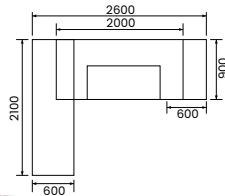
Cable management-wooden flipper casing designed to hide away cords and wires, making your desk look tidy in a flash.



# LUX SERIES



## MAIN TABLE



W2600\*D2100\*H760 (MM)

**RM 3,488**

## TECHNICAL SPECIFICATION

- TOP SURFACE : 41mm thk melamine laminated chipboard in MAHOGANY 2.0 colour
- PANEL : Chipboard with melamine laminated in MAHOGANY 2.0 colour
- DOOR : Chipboard with melamine laminated in BLACK colour
- EDGING : 2mm thk PVC flatted in MAHOGANY 2.0 colour  
2mm thk PVC flatted in BLACK colour
- HANDLE : BLACK colour

## WRITING PAD (INCLUDED)



W700\*D500\*1.2 THK (MM)

## COLOUR OPTION



MAHOGANY 2.0



### SLIDING STORAGE

Melamine laminated sliding door enhanced with aluminium lining is great not only on aesthetics but functionality as well.



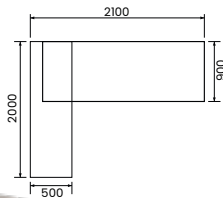
Full-size big drawers with premium profile handle so you can store more items and keep your desk clutter-free.



WALNUT 2.0 **ALEXIS** SERIES



**MAIN TABLE**



W2100\*D2000\*H760 (MM)

**RM 3,288**

**TECHNICAL SPECIFICATION**

- TOP SURFACE : 41mm thk melamine laminated chipboard in WALNUT 2.0 colour
- TABLE LEG : 125mm\*50mm metal leg in WHITE colour
- EDGING : 2mm thk PVC flatted in WALNUT 2.0 colour
- HANDLE : Hidden handle chamfered edge

**WRITING PAD (OPTIONAL)**



W700\*D500\*1.2 THK (MM) **RM 250**

**COLOUR OPTION**



WALNUT 2.0



FULL-SIZE 4 big drawers with hidden handle (chamfered edge), so you can conveniently store and reach for your items when you need them.



NET BOX TUM is a built in feature consisting 2 power socket boxes, 2 USB ports, telephone & LAN ports in BLACK finishing. It can be rotated manually from open to close position.

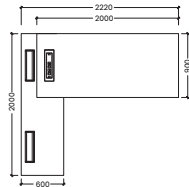


# GRANDE SERIES



SCAN FOR VIDEO

## MAIN TABLE



W2220\*D900\*L2000\*D600\*H770 (MM)

**RM 2,988**

## TECHNICAL SPECIFICATION

- TOP SURFACE : 41mm thk chipboard with melamine lamination in SCHATTEN colour
- PANEL : Chipboard with melamine laminated in SCHATTEN colour
- DOOR : Chipboard with melamine laminated in BLACK colour
- EDGING : 2mm thk PVC flatted in SCHATTEN colour for top surface & cabinet body, 2mm thk in BLACK colour for cabinet door
- HANDLE : BLACK colour

## WRITING PAD (OPTIONAL)



W700\*D500\*1.2 THK (MM) **RM 250**

## COLOUR OPTION



SCHATTEN



Full length modesty panel



Numbering security lock



Wire casing profile



Wire management solution



\* NETBOX Turn is a built in feature consisting 2 power socket boxes, 2 USB ports, telephone & LAN ports in Black finishing. It can be rotated manually from open to close position.



COMFY  
LATTE

# ROCHER SERIES



## MAIN TABLE



W2100\*D2100\*H750 (MM)

**RM 2,688**

## TECHNICAL SPECIFICATION

- TOP SURFACE : 25mm thk chipboard melamine lamination in COMFY LATTE colour
- TABLE LEG : 25mm thk chipboard melamine lamination in COMFY LATTE colour
- EDGING : 1mm thk PVC flatted in COMFY LATTE colour for top surface
- HANDLE : Chrome

## WRITING PAD (OPTIONAL) COLOUR OPTION



W700\*D500\*1.2 THK (MM)

**RM 250**



WHITA  
OAK


COLT

LIFE  
OAK

ACACIA



Side return cabinet with fixed pedestal and swing door with chrome handle and lock.



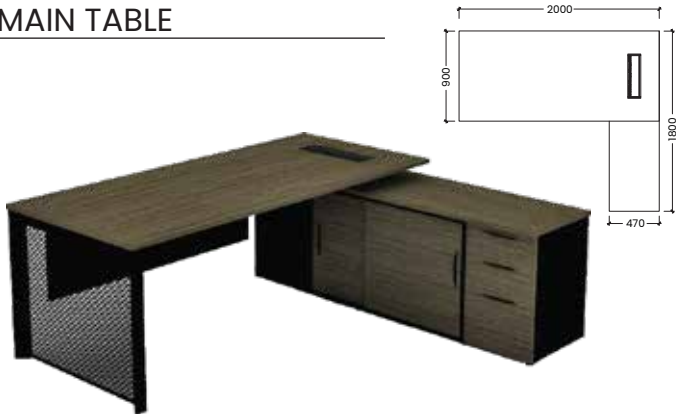
Cable management-wooden flipper casing designed to hide away cords and wires, making your desk look tidy in a flash.



SAPPLE **LATTICE** SERIES



**MAIN TABLE**



W2000\*D900\*L1800\*D470\*H770 (MM)

**RM 2,488**

**TECHNICAL SPECIFICATION**

- TOP SURFACE : 41mm thk melamine laminated chipboard in SAPPLE colour
- PANEL : Chipboard with melamine laminated in SAPPLE and BLACK colour
- DOOR : Chipboard with melamine laminated in SAPPLE colour
- EDGING : 2mm thk PVC flatted in SAPPLE colour for top surface & cabinet body
- HANDLE : BLACK colour
- TABLE LEG : Wire mesh with metal leg in BLACK colour

**WRITING PAD (OPTIONAL)**



W700\*D500\*1.2 THK (MM) **RM 250**

**COLOUR OPTION**



SAPPLE



Mesh wire modern metal leg lends a soft look to the overall aesthetic of the desk.



Open shelf storage enables easy access to files and can double as decorative display.



Flipper casing is designed to manage cables and wires properly to maintain a neat look.




Private drawer with ball bearing slide (full extension), and cyber lock set (grade A) used for storing important documents and more personal items.



## ABRAHAM SERIES


DIRECTOR SET - ASSORTED COLOURS



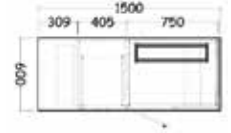
**01** Director Table  
W2100\*D1000\*H750  
**RM 2,080**

**03** Side Return  
W1500\*D600\*H600  
**RM 1,158**

**02** Back Cabinet  
W2250\*D450\*H1800  
**RM 3,188**



Director Table



Back Cabinet

## MARS 520 SERIES

DIRECTOR SET - THUJA LIGHT ONLY



**01** MARS-520-2100  
Director Table  
W2100\*D2100\*H750  
**RM 2,588**

**01** MARS-520-2400  
Director Table  
W2400\*D2100\*H750  
**RM 2,828**

**02** MARS-LC  
Low Cabinet  
W800\*D450\*H900  
**RM 488**

**03** MARS-AF  
High Glass Swing Door c/w Aluminium Frame  
W800\*D450\*H2100  
**RM 1,038**



## BRILLIANT SERIES

DIRECTOR SET - ASSORTED COLOURS



**01** MGR-BR01  
Director Table  
W1800(750)\*L2036(450)\*H750  
**RM 2,588**

**02** OF-MGR-SW-9H  
Medium High Swing Door Cabinet  
W900\*D450\*H900  
**RM 458**

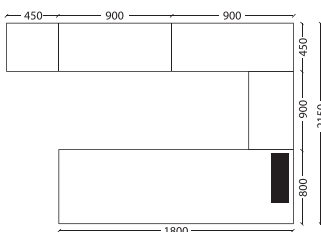
**03** OF-MGR-2SW-21H  
High 2 Tier Swing Door Cabinet  
W900\*D450\*H2100  
**RM 1,178**

## VALIDO SERIES

DIRECTOR SET - ASSORTED COLOURS



**MGR-W02**  
Director Table  
W1800(800)\*L2150(450)\*H750  
**RM 2,488**







## CAPRI SERIES

DIRECTOR SET - BORAS ASH ONLY

- 01 OF-CP2642**  
Director Table  
(Table Top 41mm)  
W2307(850)\*L1800(450)  
\*H766

**RM 1,898**

- 02 OF-CP-200-G1**  
Swinging Glass Door  
High Cabinet  
W750\*D450\*H2000

**RM 798**

- 03 OF-CP-120-D1**  
Swinging Door Medium Cabinet  
W750\*D450\*H1200

**RM 488**

## MARS 320 SERIES

DIRECTOR SET - THUJA LIGHT ONLY

- 01 MARS-320-2100**  
Director Table  
W2100\*D900\*H750

**RM 1,798**

- 01 MARS-320-2400**  
Director Table  
W2400\*D900\*H750

**RM 2,088**

- 02 MARS-320-DC**  
Side Cabinet  
W1400\*D500\*H750

**RM 728**

- 03 MARS-WF**  
High Glass Cabinet  
W800\*D450\*H2100


**RM 1,038**

- 04 MARS-LC**  
Low Cabinet  
W800\*D450\*H900

**RM 488**

- 05 MARS-3D**  
Mobile Pedestal  
W410\*D500\*H560

**RM 328**



## SEN II SERIES

DIRECTOR SET - BORAS ASH ONLY

- 01 Director Table c/w Side Cabinet**  
(Open Shelf + Sliding Door +  
Fixed Pedestal 1D1F)  
W2160(900)\*L1600(450)H750

**RM 1,698**

- 02 Director Table c/w Side Cabinet**  
(Open Shelf + Sliding Door +  
Fixed Pedestal 3D)  
W2160(900)\*L1600(450)H750

**RM 1,698**

## TETRIX SERIES

DIRECTOR SET - WALNUT ONLY  
(TABLE TOP 41mm THK)

- 01 OF-TX 2100**  
Director Table  
W2100\*D900\*H750

**RM 988**

- 04 OF-TX-211-201**  
Swinging Door  
(4 Door)  
High Cabinet  
W800\*D400\*H2110

**RM 868**

- 02 OF-TX-SC**  
Side Cabinet  
W1200\*D450\*H600

**RM 638**

- 05 OF-TX-211-G1**  
Swinging Glass Door  
High Cabinet  
W800\*D400\*H2110

**RM 868**

- 03 OF-TX-M2D**  
Mobile Pedestal 1D1F  
W400\*D480\*H560

**RM 258**







# DIRECTOR TABLE SERIES

