

DISPLAY & PRESENTATION SERIES




DISPLAY & PRESENTATION SERIES WRITING BOARD

WHITE BOARD

- Available surfaces:
Coated Steel & Non-Magnetic Surface
- Furnished with safety corner caps
- Foldable pen tray for markers and erasers




Foldable Pen Tray




Aluminium Frame



Wooden Frame



Wooden Frame



Wooden Frame




PRODUCT CODE


BOARD SIZE (W x H mm)	ALUMINIUM FRAME		WOODEN FRAME
	Non-Magnetic	Coated Steel	Coated Steel
900 x 600	SN23	SM23	-
1200 x 900	SN34	SM34	SM34W
1500 x 1200	SN45	SM45	SM45W
1800 x 1200	SN46	SM46	SM46W
2400 x 1200	SN48	SM48	SM48W
3000 x 1200	SN410	SM410	SM410W
3600 x 1200	SN412	SM412	SM412W

CHALK BOARD

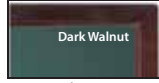
- Available surfaces:
Magnetic Green & Blackboard
- Available in aluminium & classic wooden frames
- Convenient pen tray for chalks, markers & erasers




Aluminium Frame




Wooden Frame



Wooden Frame



Wooden Frame



PRODUCT CODE

BOARD SIZE (W x H mm)	ALUMINIUM FRAME		WOODEN FRAME	
	Magnetic Green	Blackboard	Magnetic Green	Blackboard
900 x 600	MGB23	BB23	-	-
1200 x 900	MGB34	BB34	MGB34W	BB34W
1500 x 1200	MGB45	BB45	MGB45W	BB45W
1800 x 1200	MGB46	BB46	MGB46W	BB46W
2400 x 1200	MGB48	BB48	MGB48W	BB48W
3000 x 1200	MGB410	-	MGB410W	-
3600 x 1200	MGB412	-	MGB412W	-

MAGNETIC GLASS BOARD

- 4mm tempered glass thickness
- Convenient pen tray for markers and erasers
- Compatible with any whiteboard markers type
- Available in frame & frameless



Foldable Pen Tray



Frameless



Frame



PRODUCT CODE

BOARD SIZE (W x H mm)	Frameless	Frame
900 x 600	MGW69	GW23
1200 x 900	MGW912	GW34
1500 x 1200	MGW1215	GW45
1800 x 1200	MGW1218	GW46
2400 x 1200	MGW1224	GW48


DISPLAY & PRESENTATION SERIES NOTICE BOARD

ALUMINIUM & CLASSIC WOODEN FRAME


- Available surfaces:
- Velvet, Fabric, Foam, Cork & Soft Board
- Available in aluminium & classic wooden frame




VELVET COLOUR CHART



FOAM COLOUR CHART



FABRIC COLOUR CHART



CORK BOARD



SOFTBOARD



PRODUCT CODE

BOARD SIZE (W x H mm)	ALUMINIUM FRAME					WOODEN FRAME				
	Velvet	Foam	Fabric	Cork	Softboard	Velvet	Foam	Fabric	Cork	Softboard
900 x 600	VN23	FB23	TN23	CB23	SB23	-	-	-	-	-
1200 x 900	VN34	FB34	TN34	CB34	SB34	VN34W	FB34W	TN34W	CB34W	SB34W
1500 x 1200	VN45	FB45	TN45	CB45	SB45	VN45W	FB45W	TN45W	CB45W	SB45W
1800 x 1200	VN46	FB46	TN46	CB46	SB46	VN46W	FB46W	TN46W	CB46W	SB46W
2400 x 1200	VN48	FB48	TN48	CB48	SB48	VN48W	FB48W	TN48W	CB48W	SB48W
3000 x 1200	VN410	FB410	TN410	CB410	SB410	VN410W	FB410W	TN410W	CB410W	SB410W
3600 x 1200	VN412	FB412	TN412	CB412	SB412	VN412W	FB412W	TN412W	CB412W	SB412W


DISPLAY & PRESENTATION SERIES SLIDING GLASS BOARD

ALUMINIUM & CLASSIC WOODEN FRAME


- Available surfaces:
 - Coated Steel, Velvet, Fabric, Foam, Cork & Soft Board
- Available in aluminium & classic wooden frame




VELVET COLOUR CHART



FOAM COLOUR CHART



FABRIC COLOUR CHART




CORK BOARD



SOFTBOARD



COATED STEEL



PRODUCT CODE

BOARD SIZE (W x H mm)	ALUMINIUM FRAME						WOODEN FRAME					
	Velvet	Foam	Fabric	Cork	Softboard	Coated Steel	Velvet	Foam	Fabric	Cork	Softboard	Coated Steel
900 x 600	VG23	FG23	TG23	CG23	SG23	MG23	VG23W	FG23W	TG23W	CG23W	SG23W	MG23W
1200 x 900	VG34	FG34	TG34	CG34	SG34	MG34	VG34W	FG34W	TG34W	CG34W	SG34W	MG34W
1500 x 1200	VG45	FG45	TG45	CG45	SG45	MG45	VG45W	FG45W	TG45W	CG45W	SG45W	MG45W
1800 x 1200	VG46	FG46	TG46	CG46	SG46	MG46	VG46W	FG46W	TG46W	CG46W	SG46W	MG46W
2400 x 1200	VG48	FG48	TG48	CG48	SG48	MG48	VG48W	FG48W	TG48W	CG48W	SG48W	MG48W
3000 x 1200	VG410	FG410	TG410	CG410	SG410	MG410	VG410W	FG410W	TG410W	CG410W	SG410W	MG410W
3600 x 1200	VG412	FG412	TG412	CG412	SG412	MG412	VG412W	FG412W	TG412W	CG412W	SG412W	MG412W

DISPLAY & PRESENTATION SERIES

DOUBLE SIDED MOBILE BOARD

ZIKO BOARD

- Available surfaces:
 - Coated Steel
- Castors for mobility and able to lock for extra stability
- Full Length Pen Tray
- Lock & Release Hinge
- Rotates 360°



PRODUCT CODE

BOARD SIZE (W x H mm)	BUILD UP SIZE (W x D x H mm)	Coated Steel
1200 x 900	1300 x 500 x 1750	ZI43C
1500 x 1200	1600 x 500 x 1900	ZI54C
1800 x 1200	1900 x 500 x 1900	ZI64C
2400 x 1200	2500 x 500 x 1900	ZI84C



VOVO BOARD

- Available surfaces:
 - Coated Steel
- Castors for mobility and able to lock for extra stability
- Rotation Lock
- Oval Steel Build
- Moveable Marker Tray
- Rotates 360°



STAND COLOUR



PRODUCT CODE

BOARD SIZE (W x H mm)	BUILD UP SIZE (W x D x H mm)	Coated Steel
1200 x 900	1300 x 500 x 1750	VO43C
1500 x 1200	1600 x 500 x 1900	VO54C
1800 x 1200	1900 x 500 x 1900	VO64C
2400 x 1200	2500 x 500 x 1900	VO84C



DISPLAY & PRESENTATION SERIES

DOUBLE SIDED MOBILE BOARD

VIVA BOARD

- Available surfaces:
 - Coated Steel
- Locks in place with a turn of a knob
- Castors for mobility and able to lock for extra stability
- Furnished with safety corner caps
- Oval Steel Build
- Rotates 360°



PRODUCT CODE

BOARD SIZE (W x H mm)	BUILD UP SIZE (W x D x H mm)	Coated Steel
600 x 900	700 x 500 x 1750	VI23C
900 x 1200	1000 x 500 x 1900	VI34C

STANDARD BOARD

- Available surfaces:
 - Coated Steel
- Castors for mobility and able to lock for extra stability
- Convenient Pen Tray
- Spring Lock Secure
- Rotates 360°



PRODUCT CODE

BOARD SIZE (W x H mm)	BUILD UP SIZE (W x D x H mm)	Coated Steel
900 x 600	950 x 500 x 1600	DMS23
1200 x 900	1250 x 500 x 1750	DMS34
1500 x 1200	1550 x 500 x 1940	DMS45
1800 x 1200	1850 x 500 x 1940	DMS46
2400 x 1200	2450 x 500 x 1940	DMS48

DISPLAY & PRESENTATION SERIES FLIP CHART

ECONOMY FLIP CHART

- Available surfaces:
 - Coated Steel
- Swivel knob clamp system for flip chart pad
- Convenient pen tray for markers and erasers
- Available with or without castors
- Adjustable height and retractable for easy storage



Pen Tray



PRODUCT CODE

BOARD SIZE (W x H mm)	BUILD UP SIZE (W x D x H mm)	Coated Steel
600 x 900	640 x 770 x 1700	EF23M (w/o castor)
600 x 900	640 x 770 x 1700	EF23MR (with castor)
900 x 1200	940 x 700 x 1800	EF34M (w/o castor)
900 x 1200	940 x 700 x 1800	EF34MR (with castor)

CONFERENCE FLIP CHART

- Available surfaces:
 - Coated Steel
- Castors for mobility and able to lock for extra stability
- Twist clamp system for flip chart pad
- Foldable pen tray for markers and erasers
- Steel Diameter : 25mm



Pen Tray



PRODUCT CODE

BOARD SIZE (W x H mm)	BUILD UP SIZE (W x D x H mm)	Coated Steel
600 x 900	600 x 770 x 1700	FC23R
900 x 1200	960 x 700 x 1800	FC34R

CLASSIC FLIP CHART

- Available surfaces:
 - Coated Steel
- Twist clamp system for flip chart pad
- Foldable pen tray for markers and erasers
- Castors for mobility and able to lock for extra stability
- Steel Diameter : 32mm



Pen Tray



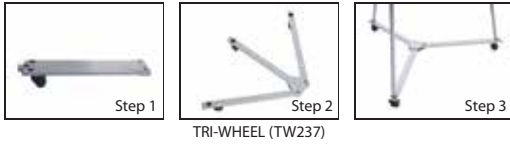
PRODUCT CODE

BOARD SIZE (W x H mm)	BUILD UP SIZE (W x D x H mm)	Coated Steel
600 x 900	660 x 770 x 1700	CF23R
900 x 1200	960 x 700 x 1800	CF34R

DISPLAY & PRESENTATION SERIES FLIP CHART

DAILY FLIP CHART

- Available surfaces:
 - Coated Steel
- Swivel knob clamp system for flip chart pad
- Detachable pen tray for markers and erasers
- Adjustable height
- Optional tri-wheel for mobility (Sold Separately)



Pen Tray



PRODUCT CODE

BOARD SIZE (W x H mm)	BUILD UP SIZE (W x D x H mm)	Coated Steel
600 x 900	640 x 770 x 1700	DT23
820 x 1200	860 x 700 x 1800	DT34

PRO FLIP CHART

- Multipurpose clamp system for flip chart roll and pen tray for markers and erasers
- Castors for mobility and able to lock for extra stability
- Extendable steel bar for additional presentation material
- Adjustable height
- Available colours: Black and Silver
- Flip chart roll writing surface (Sold Separately)

STAND COLOUR



BLACK

SILVER



Pen Tray



Flip Chart Roll System



FLIP CHART ROLL (FR64)


PRODUCT CODE

BOARD SIZE (W x H mm)	BUILD UP SIZE (W x D x H mm)	CODE
740 x 1000	740 x 600 x 1800	EX81S (SILVER)
740 x 1000	740 x 600 x 1800	EX81B (BLACK)

EXECUTIVE FLIP CHART

- Hook clamp system for flip chart pad
- Full length pen tray for markers and erasers
- Castors for mobility and able to lock for extra stability
- Extendable steel bar for additional presentation material
- Adjustable height
- Available colours: Black and Silver
- Compatible with both sizes flip chart pad (Sold Separately)

STAND COLOUR



BLACK

SILVER



Pen Tray



FLIP CHART PAD (FP85)
585*875mm
FLIP CHART PAD (FP96)
685*990mm

PRODUCT CODE

BOARD SIZE (W x H mm)	BUILD UP SIZE (W x D x H mm)	CODE
720 x 1000	720 x 700 x 1800	EX71S (SILVER)
720 x 1000	720 x 700 x 1800	EX71B (BLACK)

DISPLAY & PRESENTATION SERIES FLIP CHART

DELUXE FLIP CHART

- Available surfaces:
 - Coated Steel
- Swivel knob clamp system for flip chart pad
- Curve full length pen tray for markers and erasers
- Castors for mobility and able to lock for extra stability
- Adjustable height

PRODUCT CODE

BOARD SIZE (W x H mm)	BUILD UP SIZE (W x D x H mm)	CODE
650 x 1000	650 x 650 x 1800	DF80



Pen Tray



TRIPOD FLIP CHART

- Coated Steel writing surface
- Swivel knob clamp system for flip chart pad
- Curve full length pen tray for markers
- Adjustable height
- Optional tri-wheel for mobility (Sold Separately)



Step 1



Step 2



Step 3

TRI-WHEEL (TW237)



Pen Tray



PRODUCT CODE

BOARD SIZE (W x H mm)	BUILD UP SIZE (W x D x H mm)	CODE
650 x 1000	650 x 1800 x 770	TF70
650 x 1000	650 x 1800 x 770	TW237

DISPLAY & PRESENTATION SERIES

DISPLAY PANEL

LAMBO PANEL


- Available surfaces:
 - Velvet
- Velvet upholstery on both sides
- Folded compact for easy storage



Folded compact for easy storage



VELVET COLOUR CHART



PRODUCT CODE

PANEL SIZE (W x H mm)	FOLDED SIZE (W x D x H mm)	OPENED SIZE (LENGTH mm)	DETAILS	CODE
550 x 1620	680 x 540 x 1800	1870	3 PANELS	WPLB3
550 x 1620	680 x 540 x 1800	3080	5 PANELS	WPLB5
550 x 1620	680 x 540 x 1800	4280	7 PANELS	WPLB7

FLEXI DISPLAY PANEL

- Available surfaces:
 - Velvet
- Round plate stand for extra stability
- Panel board can be positioned vertically or horizontally at any angle preferred
- Optional spotlight SSL3 (sold separately)




SPOTLIGHT SSL3



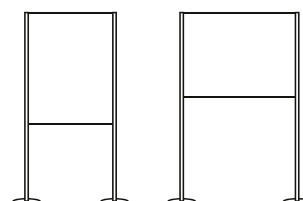
DISPLAY STAND EPL18 D300*H1900 mm

VELVET COLOUR CHART



PRODUCT CODE

PANEL SIZE (W x H mm)	CODE
900 x 1200	EPD34
900 x 1500	EPD35
900 x 1800	EPD36
1200 x 1200	EPD44
1200 x 1500	EPD45
1200 x 1800	EPD46



Vertical & Horizontal Versatile Panel Placement

DISPLAY & PRESENTATION SERIES

DISPLAY PANEL

BORNEO MOBILE PANEL


- Available surfaces:
 - Fabric
- Castors for mobility and able to lock for extra stability
- Able to lock multiple panels together with a join bracket MDB2 (sold separately)

FABRIC COLOUR CHART



PRODUCT CODE

PANEL SIZE (W x H mm)	BUILD UP SIZE (W x D x H mm)	CODE
850 x 1390	900 x 430 x 1500	MDP53
850 x 1690	900 x 430 x 1800	MDP63
1150 x 1090	1200 x 430 x 1200	MDP44
1150 x 1390	1200 x 430 x 1500	MDP54
1150 x 1690	1200 x 430 x 1800	MDP64



MDB2 JOIN BRACKET (SOLD SEPARATELY)

PLUS MOBILE PANEL

- Available surfaces:
 - Fabric
- Castors for mobility and able to lock for extra stability
- Full steel frame built with perforated bottom panel

FABRIC COLOUR CHART



PRODUCT CODE


PANEL SIZE (W x H mm)	BUILD UP SIZE (W x D x H mm)	CODE
860 x 1500	900 x 430 x 1800	PM36
1160 x 1500	1200 x 430 x 1800	PM46



SMART FOLDING DISPLAY PANEL

- Available surfaces:
 - Velvet
- Display Showcase SDS01 (sold separately)
- Smart display leg SL4 (sold separately)
- Optional spotlight SSL3 (sold separately)

VELVET COLOUR CHART



PRODUCT CODE

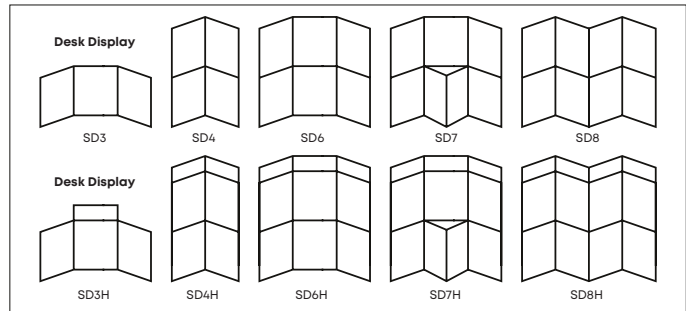
PANEL SIZE (W x H mm)	CODE
1800 x 900	SD3
1200 x 1800	SD4
1800 x 1800	SD6
1800 x 1800	SD7
2400 x 1800	SD8
1800 x 1100	SD3H
1200 x 2000	SD4H
1800 x 2000	SD6H
1800 x 2000	SD7H
2400 x 2000	SD8H



SPOTLIGHT SSL3



DISPLAY LEG SL4



DISPLAY SHOWCASE SDS01



DISPLAY & PRESENTATION SERIES NEWSPAPER & MAGAZINE RACK

LT SERIES



BUILD UP SIZE (W x D x H mm)	CODE
450 x 280 x 1460	LT361
500 x 370 x 1520	LT362

LT SERIES



BUILD UP SIZE (W x D x H mm)	CODE
260 x 390 x 1370	LT333B
480 x 390 x 1370	LT379B

DELUXE MAGAZINE RACK SERIES



BUILD UP SIZE (W x D x H mm)	CODE
730 x 420 x 1370	WPN302

NEWS SERIES



BUILD UP SIZE (W x D x H mm)	CODE
695 x 365 x 850	NEWS68

NM SERIES



BUILD UP SIZE (W x D x H mm)	CODE
690 x 500 x 840	NM323

NM SERIES



BUILD UP SIZE (W x D x H mm)	CODE
690 x 500 x 1140	NM535

NM SERIES



BUILD UP SIZE (W x D x H mm)	CODE
683 x 350 x 1110	NM501
683 x 410 x 870	NM301

NM SERIES



BUILD UP SIZE (W x D x H mm)	CODE
635 x 360 x 1120	NM510
635 x 410 x 870	NM302

MR SERIES



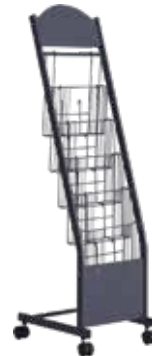
BUILD UP SIZE (W x D x H mm)	CODE
690 x 500 x 900	MR209

MR SERIES



BUILD UP SIZE (W x D x H mm)	CODE
480 x 370 x 1330	MR212

MR SERIES



BUILD UP SIZE (W x D x H mm)	CODE
370 x 350 x 1040	MR214

MR SERIES



BUILD UP SIZE (W x D x H mm)	CODE
310 x 350 x 1080	MR1601
480 x 350 x 1080	MR1602

MR SERIES



BUILD UP SIZE (W x D x H mm)	CODE
635 x 390 x 1500	MR201
635 x 370 x 1200	MR208

MR SERIES



BUILD UP SIZE (W x D x H mm)	CODE
310 x 330 x 1350	MR151B
480 x 330 x 1350	MR152B

MR SERIES



BUILD UP SIZE (W x D x H mm)	CODE
295 x 270 x 1600	MR213

DISPLAY & PRESENTATION SERIES NEWSPAPER & MAGAZINE RACK

MOBILE BOOK TROLLEY



BUILD UP SIZE (W x D x H mm)
890 x 480 x 1000

CODE
WB902



BUILD UP SIZE (W x D x H mm)
700 x 300 x 1080

CODE
WB903



BUILD UP SIZE (W x D x H mm)
800 x 440 x 1080

CODE
WB904

KEY CABINET



Key-Lock Secure

BUILD UP SIZE (W x H x D mm)	KEY STORAGE	CODE
278 x 328 x 67	32 KEYS	WB32K
278 x 482 x 67	48 KEYS	WB48K
400 x 482 x 67	72 KEYS	WB72K
400 x 628 x 67	96 KEYS	WB96K
400 x 784 x 67	120 KEYS	WB120K
480 x 784 x 67	150 KEYS	WB150K

KEY PANELS



KEYTAG
WB86

BUILD UP SIZE (W x D x H mm)	CODE
900 x 76 x 600	KEY96
900 x 76 x 600	KEY126
1200 x 76 x 900	KEY220
1200 x 76 x 900	KEY290

KICK STEP STOOL



TOP/BASE/HEIGHT (DIA/DIA/H)MM	WEIGHT(MM)	COLOUR	CODE
290 / 435 / 435	4.5	BLACK	WB1123BK
290 / 435 / 435	4.5	GREY	WB1123G
290 / 435 / 435	4.5	BLUE	WB1123BL
290 / 435 / 435	4.5	RED	WB1123R

CELLEN SHOE RACK

CELLO UMBRELLA STAND CECE UMBRELLA STAND



BUILD UP SIZE (W x D x H mm)	CODE
915 x 300 x 600	SR3
915 x 300 x 820	SR4



BUILD UP SIZE (W x D x H mm)	CODE
730 x 300 x 630	UB21



BUILD UP SIZE (W x D x H mm)	CODE
350 x 180 x 600	UB22

DISPLAY & PRESENTATION SERIES TARIFOLD RANGE

3D SYSTEM

- Supplied with 5 or 10 A4 pivoting pockets, in polypropylene
- Side stops for optimal hold of pockets



SIZE	5 POCKETS	10 POCKETS
A4	475157	475107

STEEL ROTARY KIT

- 1 support on round base, rotating via ball bearings
- 1 section lock to immobilise the pockets
- Supplied with 40 or 50 pockets and 5 index tabs per 10 pockets
- A4 format available



SIZE AMOUNT	BLUE	RED	YELLOW	GREEN	BLACK
A4/40 POCKETS	444401	444403	444404	444405	444407
A4/50 POCKETS	444501	444503	444504	444505	444507

STEEL DESK STAND

- 1 light grey desk stand
- 10 to 60 pivoting pockets
- 5 tabs for every pack of 10 pockets



SIZE AMOUNT	BLUE	RED	YELLOW	GREEN	BLACK
A4/10 POCKETS	434101	434103	434104	434107	434109
A4/20 POCKETS	434201	434203	434204	434207	434209
A4/30 POCKETS	434301	434303	434304	434307	434309

STEEL WALL KIT

- 1 wall unit in light grey metal with 4 side stops to hold the pockets
- 10 PVC rotating pockets, metal pivots
- 5 clip - on index tabs (neutral/color inserts) for 10 pockets
- Comes with screws and wall plugs
- Infinitely extendable by simply coupling items side by side. It adapts to the volume of documentation



SIZE	BLUE	RED	YELLOW	GREEN	BLACK
A4	414101	414103	414104	414105	414107

DESIGN WALL KIT

- 10 Polypropylene pockets (recyclable) grey or blue
- Shock resistant PS plastic wall system, light grey color
- 5 Clip - on index tabs included
- Comes with screws, anchors and extension clips
- Infinitely extendable by coupling (screws included)



SIZE	GREY	BLUE
A4	714300	714301

DESIGN DESK KIT

- 10 Polypropylene pockets (recyclable) grey or blue
- 1 wall unit, 1 base, 1 left foot and 1 right foot in grey resistant polystyrene
- Can extend to 30 pockets with design wall kit 10 pockets



SIZE	COLOUR	BLUE	EXTENSION KIT COLOUR	CODE
A4	GREY	734300	GREY	734350
A4	BLUE	734301	BLUE	734351

DISPLAY & PRESENTATION SERIES

DISPLAY EQUIPMENT

EZ POSTER STAND

- Colours combination: Dark Grey and Silver
- Clip-on frame system for easy information update
- Matte plastic sheet for protection
- Suitable for both indoor and outdoor use



BUILD UP SIZE (W x D x H mm)	PAPER SIZE	CODE
280 x 340 x (840-1200)	A4	EZ4
365 x 340 x (890-1240)	A3	EZ3
490 x 340 x (950-1280)	A2	EZ2

EA POSTER STAND

- Colours combination: Dark Grey and Silver
- Quick fold for easy storage
- No assembly required
- Matte plastic sheet for protection



BUILD UP SIZE (W x D x H mm)	PAPER SIZE	DETAILS	CODE
490 x 560 x 1040	A2	SINGLE SIDED	EA2S
490 x 560 x 1040	A2	DOUBLE SIDED	EA2D
655 x 490 x 1290	A1	SINGLE SIDED	EA1S
655 x 490 x 1290	A1	DOUBLE SIDED	EA1D

EO POSTER STAND

- Colours combination: Dark grey and silver
- Able to showcase multiple information
- Matte plastic sheet for protection
- Suitable for both indoor and outdoor use



BUILD UP SIZE (W x D x H mm)	PAPER SIZE	CODE
380 x 340 x 1550	A4	E04
475 x 340 x 1700	A3	E03

DIDI DISPLAY STAND

- Colours combination: Dark Grey and Silver
- Able to tilt at a preferred angle
- Suitable for both indoor and outdoor use



BUILD UP SIZE (W x D x H mm)	TRAY (W x H mm)	CODE
360 x 340 x (820-1200)	450 x 320	DD88

DISPLAY & PRESENTATION SERIES

DISPLAY EQUIPMENT

STAINLESS STEEL SIGN BOARD


- Available in two (2) sizes
- Available in two (2) orientation
- High-quality stainless steel and heavy base for extra stability



BOARD SIZE (W x H mm)	BASE/POLE/HEIGHT (DIA/DIA/H mm)	SIZE ORIENTATION	CODE
210 x 297	320 / 50 / 1270	A4/PORTRAIT	SA4P
297 x 210	320 / 50 / 1270	A4/LANDSCAPE	SA4L
297 x 420	320 / 50 / 1460	A3/PORTRAIT	SA3P
420 x 297	320 / 50 / 1400	A3/LANDSCAPE	SA3L

BARRICADE

- Main structure steel diameter : 32mm
- Grill structure steel diameter : 20mm
- Epoxy powder coated for durability



Locking System



BUILD UP SIZE (W x D x H mm)	CODE
1250 x 550 x 1100	BC4
1520 x 550 x 1100	BC5
1790 x 550 x 1100	BC6
2320 x 550 x 1100	BC8

COMMERCIAL SIGNAGE

- Customisation Available:
- Colour customisation
 - Sticker wrap



BUILD UP SIZE (W x D x H mm)	CODE
600 x 400 x 1600	ST26

FLAG POLE

- Suitable for general office and indoor use



BASE/POLE/HEIGHT (DIA/DIA/H mm)	CODE
320 / 50 / 1800	FP222
320 / 50 / 2400	FP333
380 / 50 / 3000	FP444

BUNTING STAND

- Customisation Available:
- Colour customisation
 - Sticker wrap



HEIGHT/BASE (H / DIA mm)	DETAILS	CODE
(1450 - 2600) / 300	SINGLE SIDED	BB88
(1450 - 2600) / 300	DOUBLE SIDED	BB99

DISPLAY & PRESENTATION SERIES

DISPLAY EQUIPMENT

DELUXE Q-UP STAND

- Available in three (3) belt colours:
 - Red, Blue and Black
- Add-On Signage QS88 – Portrait (Sold Separately)
- Add-On Signage QS99 – Landscape (Sold Separately)

BELT COLOUR



QS88



QS99



PRODUCT CODE

BASE/POLE/HEIGHT (DIA/DIA/H mm)	BELT LENGTH (mm)	COLOUR	WEIGHT (KG)	CODE	ADD-ON SIGNAGE SIZE ORIENTATION	CODE
320 / 50 / 910	2100	BLUE	7.5	QP33B	A4/PORTRAIT	QS88
320 / 50 / 910	2100	RED	7.5	QP33R	A4/LANDSCAPE	QS99
320 / 50 / 910	2100	BLACK	7.5	QP33BK		

ADD-ON SIGNAGE

CLASSIC Q-UP STAND

- High-quality stainless steel and heavy base for extra stability
- Available in 2 lengths: 1500mm and 2000mm
- Round Top QP22
- Flat Top QP11



QP11



QP22



PRODUCT CODE

BASE/POLE/HEIGHT (DIA/DIA/H mm)	WEIGHT (KG)	CODE	CLASSIC Q-UP ROPE LENGTH (mm)	COLOUR	CODE
320 / 50 / 910	7.0	QP11	1500	BLUE	QR15B
320 / 50 / 960	8.0	QP22	2000	BLUE	QR2B
			1500	RED	QR15R
			2000	RED	QR2R

CLASSIC Q-UP ROPE

DISPLAY & PRESENTATION SERIES ROSTRUM & PRESENTATION

PRO WHITE

- Castors for mobility and able to lock for extra stability
- Tear proof and fire-retardant projector screen
- Matte surface material able to enhance sharper projected image



BOARD SIZE (W x H mm)	BUILD UP SIZE (W x D x H mm)	CODE
2400 x 1200	2400 x 620 x 2360	PW48

TRIPOD SCREEN


- Heavy duty steel tripod legs
- White smooth viewing surface
- Black border to gain the best video quality



SCREEN SIZE (W x H mm)	CODE
1520 x 1520	WCT55
1830 x 1830	WCT66
2130 x 2130	WCT77
2440 x 2440	WCT88

CLASSIC SCREEN

- Steel casting with advanced roller mechanism
- Auto-fix function, can stop at any position
- Black border to gain the best video quality
- Remote automated available (request for quote)



SCREEN SIZE (W x H mm)	CODE	SCREEN SIZE (W x H mm)	CODE
1830 x 1830	WCM66	2400 x 2400	WCM88
2130 x 2130	WCM77	3050 x 2440	WCM810
2440 x 1830	WCM68	3050 x 3050	WCM1010

EXECUTIVE ROSTRUM

- PU leather top surface
- Heavy base for stability



PU Leather Top Surface



Heavy Base for Stability



BUILD UP SIZE (W x D x H mm)	CODE
490 x 490 x 1160	ROS100

COMPACT ROSTRUM

- Double worktop surfaces
- Castors for mobility and able to lock for extra stability



Double Worktop Surfaces



Castors for Mobility & Able to Lock for Extra Stability



BUILD UP SIZE (W x D x H mm)	CODE
500 x 430 x 1200	ROS12

PLUS ROSTRUM

- Multifunctional steel surface
- Castors for mobility and able to lock for extra stability



Multifunctional Steel Surface



Castors for Mobility & Able to Lock for Extra Stability



BUILD UP SIZE (W x D x H mm)	CODE
550 x 710 x (1030 - 1180)	ROS11

CLASSIC ROSTRUM

- Open shelf (ROS88)
- Swing door with lock (ROS99)



ROS88



ROS99



Front View

BUILD UP SIZE (W x D x H mm)	CODE
635 x 483 x 1143	ROS88
635 x 483 x 1143	ROS99

MINI ROSTRUM



BUILD UP SIZE (W x D x H mm)	CODE
310 x 260 x 330	ROS120

DISPLAY & PRESENTATION SERIES UTILITY BOX & STAND

COMPLAINT & SUGGESTION

- Handle your company's concerns with care

FIRST AID

- A priority in any home or office

LUCKY DRAW & DONATION

- No matter the need, we have something for every occasion



WB605

WB615



WB630

WB635



WB620

WB625

BUILD UP SIZE (W x D x H mm)

220	x	110	x	290
250	x	130	x	310

CODE

WB605
WB615

BUILD UP SIZE (W x D x H mm)

300	x	110	x	270
340	x	130	x	290

CODE

WB630
WB635

BUILD UP SIZE (W x D x H mm)


300	x	300	x	300
320	x	160	x	320

CODE

WB620
WB625

WB123 STAND

- Suitable for board sizes between width 900-2400mm & height 600-1200mm




MC12 STAND

- Board holder height adjustable stand
- Suitable for certain board sizes only




MC3 STAND

- Available surfaces:
 - Coated Steel and Non-Magnetic Surface.
- Furnished with safety corner caps.
- Foldable pen tray for markers and erasers



MC4 STAND

- Board holder height adjustable stand
- Suitable for large board sizes only



DISPLAY & PRESENTATION SERIES PLAN HANGER

CENA PLAN HANGER STAND

- Compatible with AO and A1 Plan Hanger Clamps (Sold Separately)
- Colours combination: Dark Grey and Silver
- High-quality round shape steel build
- Castors for mobility and able to lock for extra stability
- Front-loading plan hanger stand
- Fit up to 25 plan hanger clamps
- High-quality springs are capable of holding large capacity of plan sheets
- Made of strong and lightweight aluminium
- Smart design to fit top and front-loading plan hanger stand



BUILD UP SIZE (W x D x H mm)	PLAN HANGER STORAGE	CODE
535 x 660 x 1365	MAXIMUM 15	PHS188
685 x 660 x 1365	MAXIMUM 25	PHS288
990 x 660 x 1365	MAXIMUM 35	PHS388



Front-Loading



Castors for Mobility




High-quality round shape steel build

TERRA PLAN HANGER STAND

- Specific plan hanger stand size compatible with AO or A1 Plan Hanger Clamps (Sold Separately)
- High-quality square shape steel build
- Castors for mobility and able to lock for extra stability
- Top-loading plan hanger stand
- Fit up to 20 plan hangers only
- High-quality springs are capable of holding large capacity of plan sheets
- Made of strong and lightweight aluminium
- Smart design to fit top and front-loading plan hanger stand



BUILD UP SIZE (W x D x H mm)	PLAN HANGER STORAGE	CODE
725 x 620 x 1120	MAXIMUM 20	PHS199
940 x 620 x 1400	MAXIMUM 20	PHS299



Top-Loading



Castors for Mobility

ZETA PLAN HANGER STAND

- Compatible with AO and A1 Plan Hanger Clamps (Sold Separately)
- Colours combination: Dark Grey and Silver
- High-quality oval shape steel build
- Castors for mobility and able to lock for extra stability
- Front-loading plan hanger stand
- Fit up to 25 plan hanger clamps
- High-quality springs are capable of holding large capacity of plan sheets
- Made of strong and lightweight aluminium
- Smart design to fit top and front-loading plan hanger stand



BUILD UP SIZE (W x D x H mm)	PLAN HANGER STORAGE	CODE
700 x 650 x 1350	MAXIMUM 25	ZT25



Front-Loading



Castors for Mobility

DISPLAY & PRESENTATION SERIES BOARD

DUAL BOARD

- Available surfaces:
 - Velvet, Fabric, Foam, Cork & Softboard



VELVET COLOUR CHART



FOAM COLOUR CHART



CORK BOARD



SOFTBOARD



FABRIC COLOUR CHART



BUILD UP SIZE (W x H mm)

BUILD UP SIZE (W x H mm)	VELVET	FABRIC	FOAM	CORK	SOFT BOARD
900 x 600	DUV23	DUT23	DUF23	DUC23	DUS23
1200 x 900	DUV34	DUT34	DUF34	DUC34	DUS34
1200 x 1200	DUV44	DUT44	DUF44	DUC44	DUS44
1800 x 1200	DUV46	DUT46	DUF46	DUC46	DUS46
2400 x 1200	DUV48	DUT48	DUF48	DUC48	DUS48

BELLA DISPLAY CASE

- Available surfaces:
 - Velvet, Fabric, Foam, Cork & Softboard



VELVET COLOUR CHART



FOAM COLOUR CHART



CORK BOARD



FABRIC COLOUR CHART




BUILD UP SIZE (W x H mm)

BUILD UP SIZE (W x H mm)	VELVET	FABRIC	FOAM	CORK
600 x 450	DCV15	DCT15	DCF15	DCC15
900 x 600	DCV23	DCT23	DCF23	DCC23
1200 x 900	DCV34	DCT34	DCF34	DCC34
1500 x 900	DCV35	DCT35	DCF35	DCC35
1800 x 900	DCV36	DCT36	DCF36	DCC36
1200 x 1200	DCV44	DCT44	DCF44	DCC44
1500 x 1200	DCV45	DCT45	DCF45	DCC45
1800 x 1200	DCV46	DCT46	DCF46	DCC46

PEG BOARD

- Wooden frame profile depth : 203mm
- Available in three (3) metal holder sizes
- Customised metal peg panel available



HOLDER SIZE (W x H mm)

HOLDER SIZE (W x H mm)	CODE
80 x 200 x 25	MHS
110 x 200 x 25	MHM
150 x 200 x 25	MHL

BOARD SIZE (W x H mm)

BOARD SIZE (W x H mm)	ALUMINIUM FRAME	WOODEN FRAME
900 x 600	PEG23	-
1200 x 900	PEG34	PEG34G
1500 x 1200	PEG45	PEG45G
1800 x 1200	PEG46	PEG46G
2400 x 1200	PEG48	PEG48G

DISPLAY & PRESENTATION SERIES JUNIOR RANGE

DEXI BOBO

- Available in single and double sided coated steel writing surface
- Assorted frame and basket colours
- Epoxy powder coated finishing for long term durability



BOARD SIZE (W x H mm)	BUILD UP SIZE (W x D x H mm)	DETAILS	CODE
600 x 600	640 x 790 x 1210	SINGLE SIDED	DXA2S
600 x 600	640 x 790 x 1210	DOUBLE SIDED	DXA2D
900 x 600	940 x 790 x 1210	SINGLE SIDED	DXA1S
900 x 600	940 x 790 x 1210	DOUBLE SIDED	DXA1D

DEXI COCO

- Double sided coated steel writing surface
- Assorted frame and basket colours
- Epoxy powder coated finishing for long term durability



BOARD SIZE (W x H mm)	BUILD UP SIZE (W x D x H mm)	DETAILS	CODE
600 x 900	640 x 520 x 1220	DOUBLE SIDED	DXTA1

DEXI TROLLEY

- Available in three (3) different sizes
- Assorted basket colours
- Epoxy powder coated finishing for long term durability



BUILD UP SIZE (W x D x H mm)	DETAILS	CODE
350 x 360 x 860	4 TRAY	DX4
650 x 360 x 860	6 TRAY	DX6
955 x 360 x 860	9 TRAY	DX9

COMPACT BOARD

- Available in 2 sizes
- Castors for mobility and able to lock for extra stability
- Epoxy powder coated finishing for long term durability



BOARD SIZE (W x H mm)	BUILD UP SIZE (W x D x H mm)	CODE
450 x 600	490 x 540 x 1110	COM15
600 x 600	640 x 540 x 1110	COM22



DISPLAY & PRESENTATION *SERIES*

